

VIDEO DOOR ENTRY SYSTEM



**IP SYSTEM
FOR THE BEST
PERFORMANCE**



COMPANY PROFILE LEGRAND



For more than 60 years, Legrand has been supplying integrated solutions for lighting, heating, energy, network and access management in buildings.

The core business of the Group is to design, develop, and sell electrical and digital systems that are both simple and innovative, for better communication, tighter security, and improved comfort and convenience in buildings. Legrand is more than ever looking to the future. The video door entry system range is made by BTicino, a brand of the Legrand Group.

AN ACTIVE INTERNATIONAL PRESENCE
Asia, Middle East and Pacific: Australia / China / Hong-Kong / India / Indonesia / Iran / Kazakhstan / Lebanon / Malaysia / New Zealand / Philippines / Qatar / Saudi Arabia / Singapore / South Korea / Syria / Thailand / United Arab Emirates / Uzbekistan / Vietnam / **The Americas:** Brazil / Canada / Chile / Colombia / Costa Rica / Mexico / United States / Venezuela / **Europe and Africa:** Algeria / Austria / Belarus / Belgium / Bosnia-Herzegovina / Bulgaria / Croatia / Czech Republic / Denmark / Egypt / Estonia / France / Germany / Greece / Hungary / Ireland / Italy / Libya / Lithuania / Morocco / Netherlands / Poland / Portugal / Romania / Russia / Serbia and Montenegro / Senegal / Slovakia / Slovenia / South Africa / Spain / Switzerland / Tunisia / Turkey / Ukraine / United Kingdom

Active in **180** markets.
Over **90** branches.
Over **4.600** active patents.
Over **17.000** hours/year dedicated to training employees on environmental issues.
5% of revenue invested in r&d.
50% of sales generated with products added to the catalogue less than 5 years ago.
37% of total investments dedicated to the development of new products and solutions.
Over **170.000** products in the catalogue.
More than **38.200** employees throughout the world.
Over **4 billion** electrical devices installed throughout the world.

Legrand
world leader in digital and electrical infrastructures,
of which BTicino is the leader in Italy.



IP SYSTEM FOR THE BEST PERFORMANCE

The ideal solution for large multiple-dwelling projects,
able to guarantee high performance,
long distances and high video signal quality.



reddot winner 2021

The "Red Dot" is a highest design quality award. The international jury only awards this sought-after seal of approval to products of outstanding design.



Entrance panel

Video indoor unit

Guard station

**Wide range of products with flexible
and scalable solutions to satisfy every building needs.**

MAIN PERFORMANCES AND FUNCTIONALITIES

Multichannel: for simultaneous conversations (no busy lines);

High definition video quality: up to 1280 x 720;

Technology: IP protocol (SIP/TCP);

Cables: FTP and UTP (CAT5 - CAT5E - CAT6) - Fiber optic

Configuration: easy and quick configuration with dedicated software;

Integration: Onvif IP Cameras, Lift control, Alarm sensors;

App Home + Security: incoming calls answering and door locks activation by smartphone.



MULTIPLE WAYS TO CALL THE APARTMENT

1



2



3



1. STANDARD CALL

Area-Building-Riser
Floor-Apartment

2. ALPHANUMERIC CALL


Create codes
with numbers and letters

3. ADDRESS BOOK


With contact list
(touch displays only)

MULTIPLE WAYS TO ACCESS THE BUILDING


1




2




3



4



5



1. FACE RECOGNITION

2. FINGERPRINT

3. RFID CARD AND BADGE

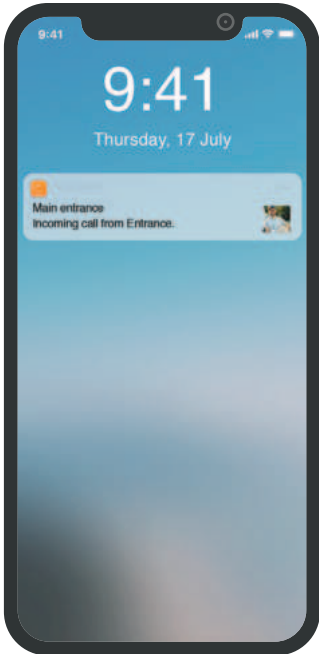
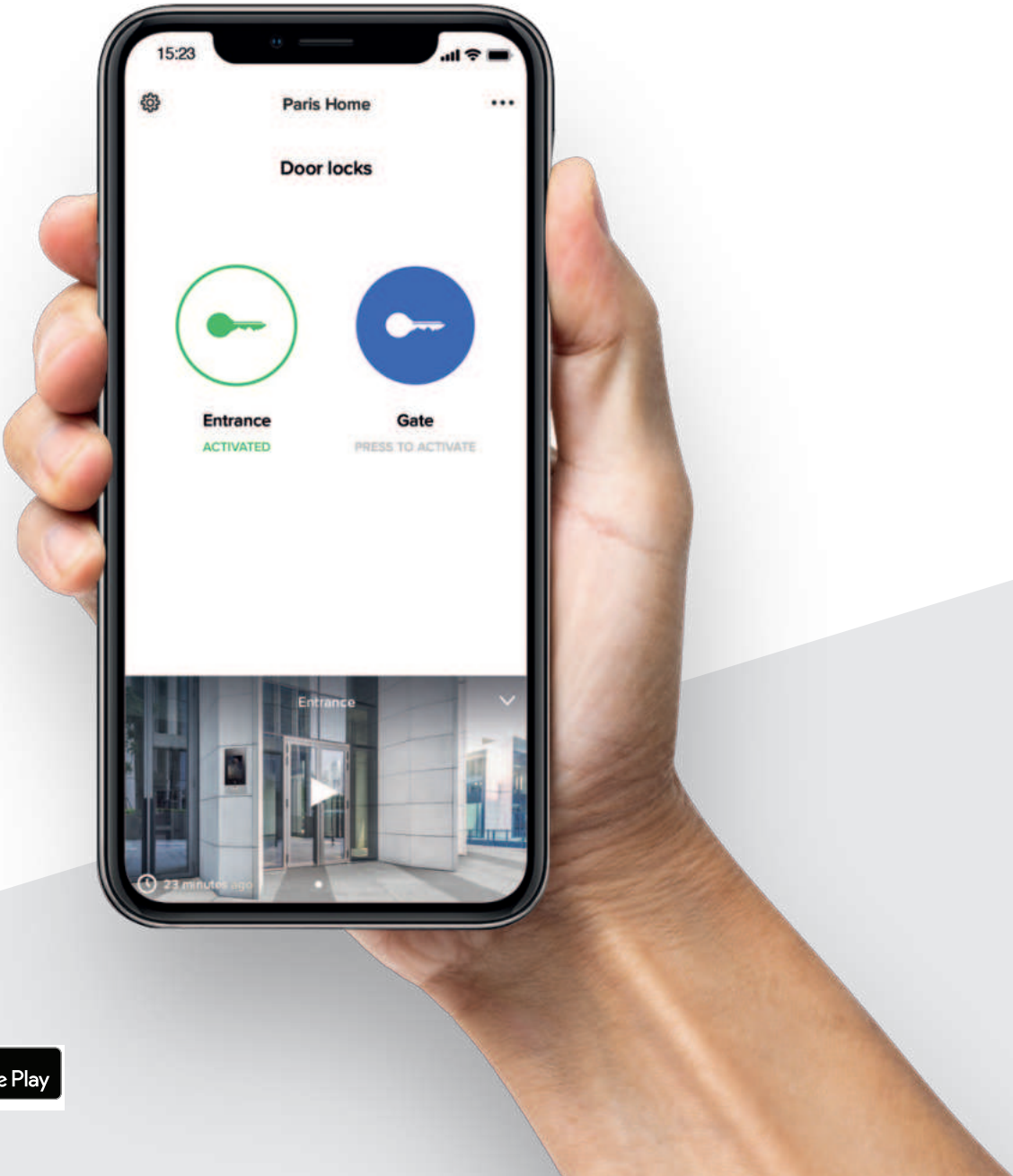
4. ACCESS CODE

5. SMARTPHONE




ALWAYS AWARE WITH THE HOME + SECURITY APP

THE BEST APP FOR A SAFE HOME
Alerts and notifications for incoming calls, motion and people detection, event information and door lock management with a simple and intuitive interface.



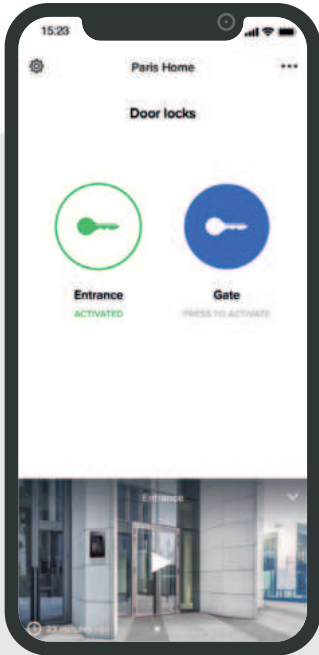
INCOMING CALL
Receive notification when someone is calling



SEE WHO'S CALLING
Answer the call and open the gate for the courier



CHECK EVENTS
Check who called you and if they left you a message



QUICK ACTIONS
- Activate the electrical door locks
- Call home / Intercom
- Activate the cameras
- Manage the answering machine



Home + Security
The best App for a safe home.



INTEGRATIONS

INTEGRATE WITH ONVIF IP CAMERAS

From the Guard Station it is possible to monitor all the common area IP cameras, while from the indoor units, the resident can monitor private and common area Onvif IP cameras.

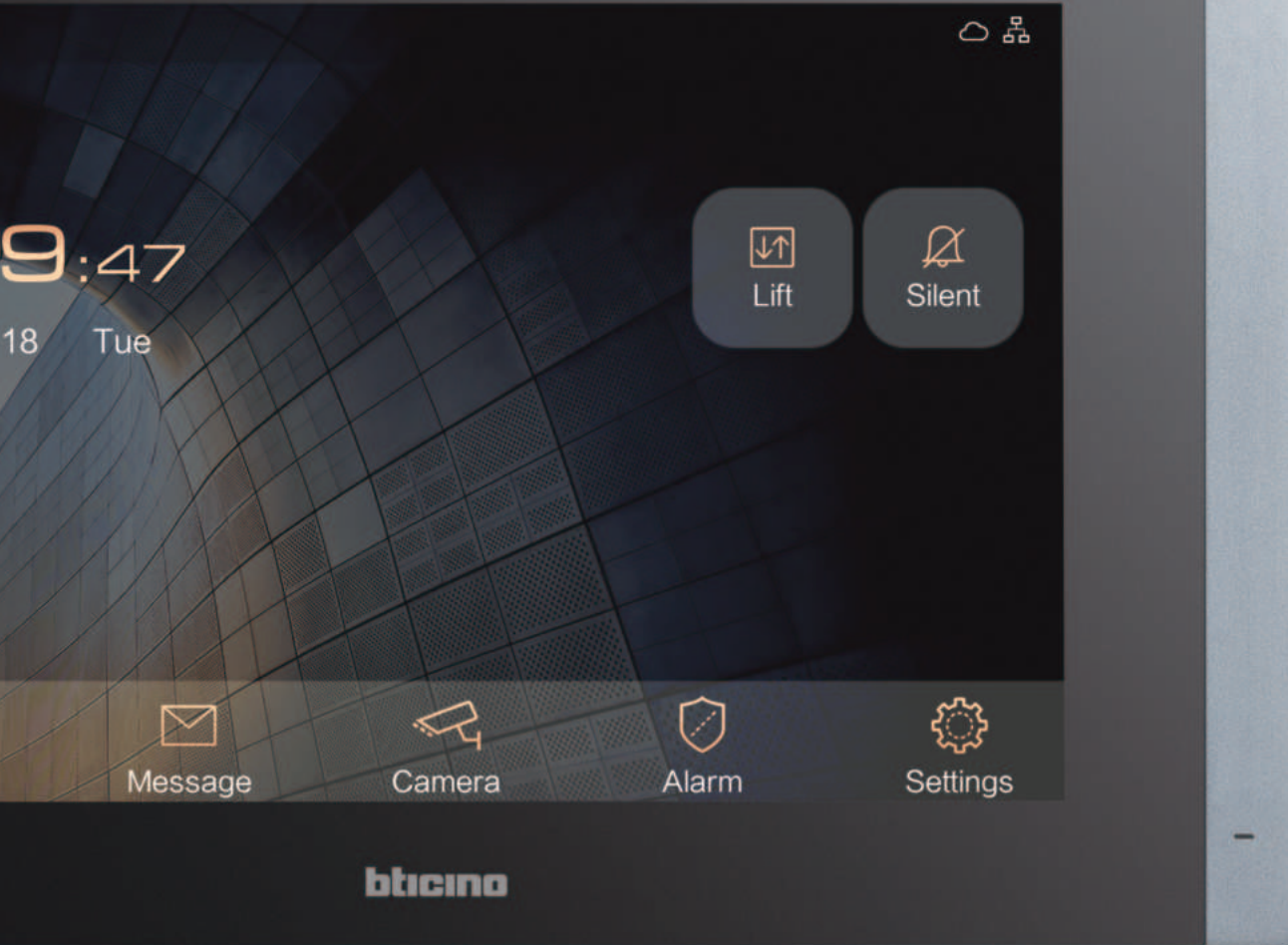


INTEGRATE WITH LIFT CONTROL

Thanks to the access control function, visitors are taken directly to the floor of the called apartment while residents can call the lift from the indoor unit or when entering the building.



NOTE: integration to be performed through Lift Control interface (375010), Lift Control protocol translator and dedicated software.



10 & 7 INCHES

PREMIUM TOUCH SCREEN INDOOR UNITS

MAIN FEATURES

- High-end and elegant design
- User friendly interface with icons
- Homepage with main functions, favorites, notifications and info
- Security functions (SOS pushbutton and possibility to connect up to 8 alarm sensors);
- Flashing LED for notifications
- Wall mounted installation



10inch touch display



7inch touch display

ADVANCED FEATURE

- Indoor camera for video intercom call between apartments and guard station.
- **App Home + Security:** incoming calls and door locks activation by smartphone.



10inch touch display
with camera



7inch touch display
with camera



7 INCHES

STANDARD TOUCH SCREEN INDOOR UNITS

MAIN FEATURES

- Discrete design
- User friendly interface with icons
- Homepage with main functions, favorites, notifications and info
- Security functions (possibility to connect up to 8 alarm sensors);
- Wall mounted installation.

ADVANCED FEATURE


- **App Home + Security:** incoming calls and door locks activation by smartphone.



7inch touch display Black finish



7inch touch display Champagne Gold finish

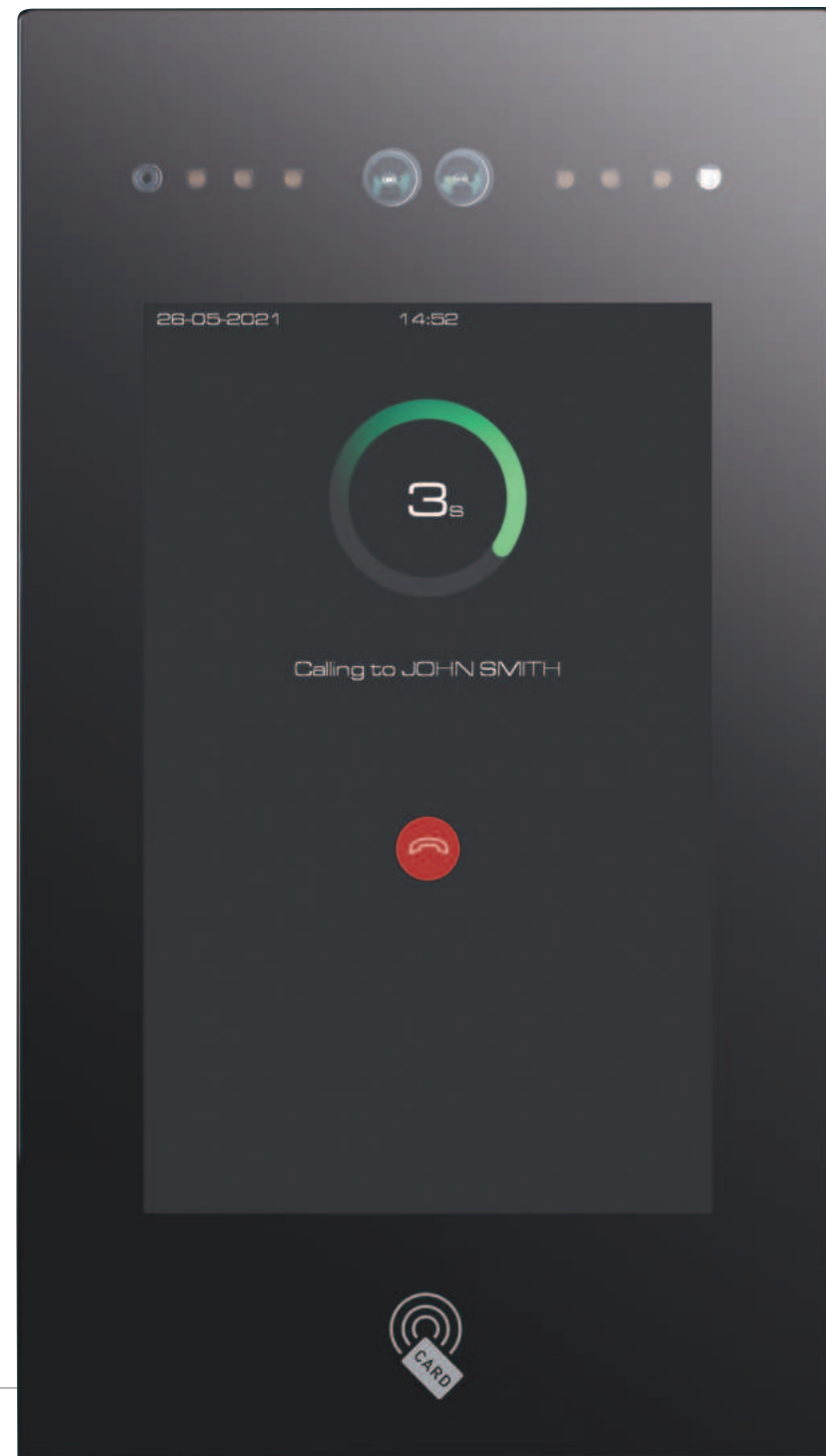


7inch touch display Mirror finish



TOUCH SCREEN ENTRANCE PANELS

WITH 10 INCH TOUCH DISPLAY



MAIN FEATURES

- Modern interaction thanks to the wide touch display
- Different calling mode
- Customizable graphic advertisement carousel and info
- Flush mounted installation

ADVANCED FEATURE

- 3D Face recognition with liveness sensor




Entrance panel with code, card and badge reader



Entrance panel with code, card - badge - fingerprint reader and face recognition



3D Face recognition



RFID Card & Badge reader



Fingerprint reader



KEYPAD ENTRANCE PANELS

WITH 4,3 INCH DISPLAY AND KEYPAD



Entrance panel with code, card and badge reader



Entrance panel with code, card - badge - fingerprint reader and face recognition

MAIN FEATURES

- More traditional interaction thanks to the keypad
- Different calling modes
- Flush mounted installation

ADVANCED FEATURE

- 3D Face recognition with liveness sensor



3D Face recognition



RFID Card & Badge reader



Fingerprint reader



SMALL ENTRANCE PANELS

WITH 4,3 INCH TOUCH DISPLAY



Suitable as building and single apartment entrance panel.

MAIN FEATURES

- Different call modes
- Direct call to guard station
- RFID card and badge reader
- Face recognition
- Code

BUILDING




VILLA



DIRECT CALL



SINGLE APARTMENT



COMMON AREA



SUITABLE FOR INDOOR INSTALLATIONS

Ideal as single apartment entrance panel and to access common areas in residential buildings.

MAIN FEATURES

- Direct call to the apartment
- Direct call to the guard station
- RFID card and badge reader

GUARD STATION

High resolution video table-top guard station.
10" full touch LCD display with icons menu and handset.
It manages incoming calls: from the entrance panels with the possibility to transfer the calls to the indoor units or other guard stations. From the touch display, it is possible to see the call and alarm history, monitor alarm records and SOS calls from indoor units, monitor IP cameras installed in the common areas and entrance panel cameras.



Integrated camera for video Intercom with apartments and other guard stations (if present).

CALL FROM THE ENTRANCE PANEL




IP & ENTRANCE PANEL CAMERA MONITORING



EMERGENCY AND GENERIC ALARM PROCESSING



CALL TRANSFER & INTERCOM



COMMUNICATION & SYSTEM MANAGEMENT WITH MULTIPLE GUARD STATIONS



USER FRIENDLY INTERFACE

ACCESSORIES

Power supply 100-240 V with metal box; can be operate as an auxiliary power supply. Protected against short circuits: in case of DC output short circuit, the device will switch to protected mode. Wall-mounted installation.



Power supply

PoE (Power over Ethernet) switch with 10 / 100 Mbps, 8 PoE ports and 1 non-POE port uplink, and 24 V-100 W power supply. The PoE port is used for network communication and as power supply. DIN mounted installation (total of 14 DIN modules).



DIN PoE switch

Server DES (Door Entry System) with configuration software Must be installed in the building under the VLAN Network of the DES IP System to create, configure and update the entire installation.



Server DES

USB Key for face registration To be inserted on DES Server to enable face registration and to provide access mode for face recognition.

CONFIGURATION BY SOFTWARE

Dedicated software for system configuration, which allows to create the topology of the installation, set devices parameters and easily associate all devices with a scan tool, making the installation process error-proof.



SETUP of the COMMUNITY
network and general information

SYSTEM TOPOLOGY CREATION and device association

SETUP of ALL PARAMETERS to customize the installation

Additionally, diagnostics, maintenance and updates can be performed using the web pages, connecting a normal PC to the site server DES.



The label on the devices allows to associate them in the topology using a scan tool in a very easy and quick way. The system will then print a label, with all the position information, to be attached to the packaging. This will guarantee error-proof installation.

DAILY MANAGEMENT

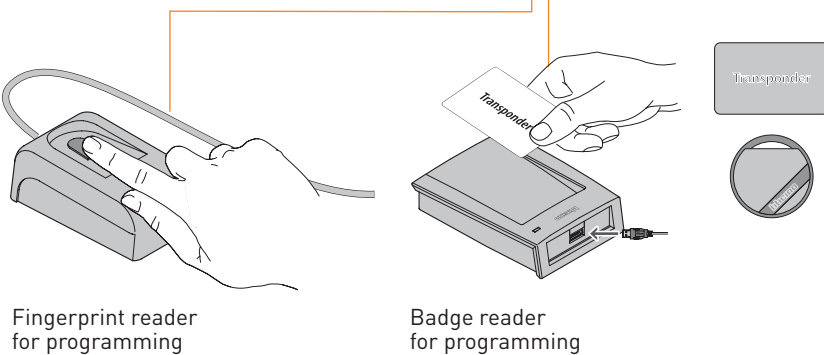
Using a normal computer, the Guard Station operator can open the software (installed on the site server), through web pages and registers update and modify residents' information and other details, including fingerprints, faces, badges and cards. It is also possible to send messages to indoor units, and change and update advertising carousel and screensavers on the entrance panels.









Registration, modification and update of the **RESIDENT'S INFO**

ALARMS Management & history

Sending **MESSAGES & INFO** to the apartments



THE MAIN DEVICES

ENTRANCE PANELS	10inch TOUCH DISPLAY		4.3inch DISPLAY WITH KEYPAD		SMALL ENTRANCE PANELS	
						
	374000	374002	374001	374003	374004	374005
Colour video	●	●	●	●	●	●
Finishes / Colours	Grey	Grey	Grey	Grey	Grey	Grey
Flush mounted installation	With accessory BT-375007	With accessory BT-375007	With accessory BT-375006	With accessory BT-375006	With accessory BT-375008	With accessory BT-375009
Capacitive button call			●	●	●	
Touch display	●	●				●
Keypad			●	●		
Direct call to apartment	●	●			●	●
3D Face recognition	●		●			●
Fingerprint reader	●		●			
RFID Badge reader	●	●	●	●	●	●
Protection index	IP54	IP54	IP54	IP54	IP54	IP54
Protection index against mechanical impact	IK07	IK07	IK07	IK07	IK07	IK07

ENTRANCE PANELS - CATALOGUE










Item	VIDEO ENTRANCE PANELS
374000	<p>Video entrance panel with 10" touch display, double face recognition camera, fingerprint reader and badge reader for access control functions. From the touch display, it is possible to make calls to the apartments and the guard station and enter the access code to release the lock. Configuration of different calling modes:</p> <ul style="list-style-type: none">- Apartment code (Area - Building - Riser - Floor - Apartment)- Numeric or alphanumeric codes for residents- Address book with contact list <p>Enter the settings menu with a specific code for maintenance and for managing the settings (e.g. backlight brightness, ring volume, speaker volume, touch volume, screensaver time). Possibility to upload customized screensavers and advertisements using the configuration software.</p> <p>The entrance panel can be PoE (power over Ethernet) powered, or directly powered using power supply 375005. Flush mounted installation using the dedicated box (A)-375007.</p>
374002	<p>Video entrance panel with 10" touch display and badge reader for access control functions. From the touch display, it is possible to make calls to the apartments and the guard station and enter the access code to release the lock. Configuration of different calling modes:</p> <ul style="list-style-type: none">- Apartment code (Area - Building - Riser - Floor - Apartment)- Numeric or alphanumeric codes for residents- Address book with contact list <p>Enter the settings menu with a specific code for maintenance and for managing the settings (e.g. backlight brightness, ring volume, speaker volume, touch volume, screensaver time). Possibility to upload customized screensavers and advertisements using the configuration software.</p> <p>The entrance panel can be PoE (power over Ethernet) powered, or directly powered using power supply 375005. Flush mounted installation using the dedicated box (A)-375007.</p>
374001	<p>Video entrance panel with 4.3" display, keypad with numbers and letters (A-I), double face recognition camera, fingerprint reader and badge reader for access control functions. Using the keypad, it is possible to make calls to the apartments and the guard station and enter the access code to release the lock. Configuration of different calling modes:</p> <ul style="list-style-type: none">- Apartment code (Area - Building - Riser - Floor - Apartment)- Numeric or alphanumeric codes for residents <p>Enter the settings menu with a specific code for maintenance and for managing the settings (e.g. backlight brightness, ring volume, speaker volume, button volume, screensaver time). Possibility to upload customized screensavers using the configuration software. The entrance panel can be PoE (power over Ethernet) powered, or directly powered using power supply 375005. Flush mounted installation using the dedicated box (B)-375006.</p>

Item	VIDEO ENTRANCE PANELS
374003	<p>Video entrance panel with 4.3" display, keypad with numbers and letters (A-I) and badge reader for access control functions. Using the keypad, it is possible to make calls to the apartments and the guard station and enter the access code to release the lock. Configuration of different calling modes:</p> <ul style="list-style-type: none">- Apartment code (Area - Building - Riser - Floor - Apartment)- Resident's alphanumeric code <p>Enter the settings menu with a specific code for maintenance and for managing the settings (e.g. backlight brightness, ring volume, speaker volume, touch volume, screen saver time). Possibility to upload customized screensavers and advertisements using the configuration software.</p> <p>The entrance panel can be PoE (power over Ethernet) powered, or directly powered using power supply 375005. Flush mounted installation using the dedicated box (B)-375006.</p>
374004	<p>Small video entrance panel for indoor installation with badge reader and key for indoor unit and guard station calls. The small video entrance panel can be PoE (power over Ethernet) powered, or directly powered using power supply 375005. Flush mounted installation using the dedicated box (C)-375008.</p>
374005	<p>Small video entrance panel with 4.3" vertical touch display, face recognition and badge reader for access control functions. From the touch display, it is possible to make calls to the apartments and the guard station and enter the access code to release the lock. Configuration of different calling modes:</p> <ul style="list-style-type: none">- Apartment code (Area - Building - Riser - Floor - Apartment)- Numeric or alphanumeric codes for residents- Address book with contact list <p>Settings menu for maintenance and for managing settings (e.g. backlight brightness, ring volume, speaker volume, touch volume, screensaver time). Possibility to upload customized screensavers using the configuration software.</p> <p>This device can be PoE (power over Ethernet) powered, or directly powered using power supply 375005. Flush mounted installation using the dedicated box (D)-375009.</p>

(A) - (B) - (C) - (D) - Correspondence with the specific flush-mounted box
- see accessories page.

THE MAIN DEVICES

PREMIUM INDOOR UNITS	10inch TOUCH DISPLAY		7inch TOUCH DISPLAY	
				
	373001	373003	373002	373004
Touch screen colour video	•	•	•	•
Handsfree	•	•	•	•
Finishes / Colours	Grey	Grey	Grey	Grey
Display	LCD 10inch	LCD 10inch	LCD 7inch	LCD 7inch
Indoor camera	•		•	
Answering machine	•	•	•	•
Alarm management	•	•	•	•
SOS function	•	•	•	•
Door lock release	•	•	•	•
Entrance panel camera activation	•	•	•	•
Intercom	•	•	•	•
Integration with Home+Securityapp	•	•	•	•
Audio messages	•	•	•	•
Type of installation	Wall mounted	Wall mounted	Wall mounted	Wall mounted

STANDARD INDOOR UNITS	7inch TOUCH DISPLAY		
			
	373005	373006	373007
Touch screen colour video	•	•	•
Handsfree	•	•	•
Finishes / Colours	Black	Champagne Gold	Mirror
Display	LCD 7inch	LCD 7inch	LCD 7inch
Indoor camera			
Answering machine	•	•	•
Alarm management	•	•	•
SOS function			
Door lock release	•	•	•
Entrance panel camera activation	•	•	•
Intercom	•	•	•
Integration with Home + Security app	•	•	•
Audio messages	•	•	•
Type of installation	Wall mounted	Wall mounted	Wall mounted

PREMIUM INDOOR UNITS - CATALOGUE



373001



373002



373003



373004

Item	VIDEO INDOOR UNIT
373001	<p>10" touch display premium indoor unit with internal camera and SOS pushbutton.</p> <p>From the touch display, it is possible to answer the call, open the lock, call the other apartments and the guard station, view call and alarm logs, leave audio messages, receive messages form the guard station, adjust the settings (e.g. brightness, screensaver, backgrounds and ringtone) and view date/time information. Alarm management can be easily integrated thanks to 8 pre-arranged dedicated contacts. The integration with the Onvif IP cameras allows to view the IP cameras of the apartment and the common areas from the indoor unit. The specific integration also allows control of the lift. It is possible to associate the video indoor unit to the Home + Security App (available for Android and iOS). The App allows to use functions such as: receiving calls, door lock release, display of the event timeline and activation of the entrance panel. With the Home + Security App, it is also possible to manage the products of the Legrand Connected Security range (outdoor and indoor cameras, door and window sensors, indoor siren, smoke detector). This allows you to quickly and easily create a Smart security system. The indoor unit can be PoE (power over Ethernet) powered, or directly powered using power supply 375005. Wall mounted using the supplied bracket.</p>
373002	<p>7" touch display premium indoor unit with internal camera and SOS pushbutton.</p> <p>From the touch display, it is possible to answer the call, open the lock, call the other apartments and the guard station, view call and alarm logs, leave audio messages, receive messages form the guard station, adjust the settings (e.g. brightness, screensaver, backgrounds and ringtone) and view date/time information. Alarm management can be easily integrated thanks to 8 pre-arranged dedicated contacts. The integration with the Onvif IP cameras allows to view the IP cameras of the apartment and the common areas from the indoor unit. The specific integration also allows control of the lift. It is possible to associate the video indoor unit to the Home + Security App (available for Android and iOS). The App allows to use functions such as: receiving calls, door lock release, display of the event timeline and activation of the entrance panel. With the Home + Security App, it is also possible to manage the products of the Legrand Connected Security range (outdoor and indoor cameras, door and window sensors, indoor siren, smoke detector). This allows you to quickly and easily create a Smart security system. The indoor unit can be PoE (power over Ethernet) powered, or directly powered using power supply 375005. Wall mounted using the supplied bracket.</p>

Item	VIDEO INDOOR UNIT
373003	<p>10" touch display premium indoor unit with SOS pushbutton.</p> <p>From the touch display, it is possible to answer the call, open the lock, call the other apartments and the guard station, view call and alarm logs, leave audio messages, receive messages form the guard station, adjust the settings (e.g. brightness, screensaver, backgrounds and ringtone) and view date/time information. Alarm management can be easily integrated thanks to 8 pre-arranged dedicated contacts. The integration with the Onvif IP cameras allows to view the IP cameras of the apartment and the common areas from the indoor unit. The specific integration also allows control of the lift. It is possible to associate the video indoor unit to the Home + Security App (available for Android and iOS). The App allows to use functions such as: receiving calls, door lock release, display of the event timeline and activation of the entrance panel. With the Home + Security App, it is also possible to manage the products of the Legrand Connected Security range (outdoor and indoor cameras, door and window sensors, indoor siren, smoke detector). This allows you to quickly and easily create a Smart security system. The indoor unit can be PoE (power over Ethernet) powered, or directly powered using power supply 375005. Wall mounted using the supplied bracket.</p>
373004	<p>7" touch display premium indoor unit with SOS pushbutton.</p> <p>From the touch display, it is possible to answer the call, open the lock, call the other apartments and the guard station, view call and alarm logs, leave audio messages, receive messages form the guard station, adjust the settings (e.g. brightness, screensaver, backgrounds and ringtone) and view date/time information. Alarm management can be easily integrated thanks to 8 pre-arranged dedicated contacts. The integration with the Onvif IP cameras allows to view the IP cameras of the apartment and the common areas from the indoor unit. The specific integration also allows control of the lift. It is possible to associate the video indoor unit to the Home + Security App (available for Android and iOS). The App allows to use functions such as: receiving calls, door lock release, display of the event timeline and activation of the entrance panel. With the Home + Security App, it is also possible to manage the products of the Legrand Connected Security range (outdoor and indoor cameras, door and window sensors, indoor siren, smoke detector). This allows you to quickly and easily create a Smart security system. The indoor unit can be PoE (power over Ethernet) powered, or directly powered using power supply 375005. Wall mounted using the supplied bracket.</p>

STANDARD INDOOR UNITS - CATALOGUE



373005



373006



373007

Item	VIDEO INDOOR UNIT
373005	<p>7" touch display standard indoor unit, black finishing.</p> <p>From the touch display, it is possible to answer the call, open the lock, call the other apartments and the guard station, view call and alarm logs, leave audio messages, receive messages form the guard station, adjust the settings (e.g. brightness and ringtone) and view date/time information. Alarm management can be easily integrated thanks to 8 pre-arranged dedicated contacts. The integration with the Onvif IP cameras allows to view the IP cameras of the apartment and the common areas from the indoor unit. The specific integration also allows control of the lift. It is possible to associate the video indoor unit to the Home + Security App (available for Android and iOS). The App allows to use functions such as: receiving calls, door lock release, display of the event timeline and activation of the entrance panel. With the Home + Security App, it is also possible to manage the products of the Legrand Connected Security range (outdoor and indoor cameras, door and window sensors, indoor siren, smoke detector). This allows you to quickly and easily create a Smart security system. The indoor unit can be PoE (power over Ethernet) powered, or directly powered using power supply 375005. Wall mounted using the supplied bracket.</p>
373006	<p>7" touch display standard indoor unit, champagne gold finishing.</p> <p>From the touch display, it is possible to answer the call, open the lock, call the other apartments and the guard station, view call and alarm logs, leave audio messages, receive messages form the guard station, adjust the settings (e.g. brightness and ringtone) and view date/time information. Alarm management can be easily integrated thanks to 8 pre-arranged dedicated contacts. The integration with the Onvif IP cameras allows to view the IP cameras of the apartment and the common areas from the indoor unit. The specific integration also allows control of the lift. It is possible to associate the video indoor unit to the Home + Security App (available for Android and iOS). The App allows to use functions such as: receiving calls, door lock release, display of the event timeline and activation of the entrance panel. With the Home + Security App, it is also possible to manage the products of the Legrand Connected Security range (outdoor and indoor cameras, door and window sensors, indoor siren, smoke detector). This allows you to quickly and easily create a Smart security system. The indoor unit can be PoE (power over Ethernet) powered, or directly powered using power supply 375005. Wall mounted using the supplied bracket.</p>

Item	VIDEO INDOOR UNIT
373007	<p>7" touch display standard indoor unit, mirror finishing.</p> <p>From the touch display, it is possible to answer the call, open the lock, call the other apartments and the guard station, view call and alarm logs, leave audio messages, receive messages form the guard station, adjust the settings (e.g. brightness and ringtone) and view date/time information. Alarm management can be easily integrated thanks to 8 pre-arranged dedicated contacts. The integration with the Onvif IP cameras allows to view the IP cameras of the apartment and the common areas from the indoor unit. The specific integration also allows control of the lift. It is possible to associate the video indoor unit to the Home + Security App (available for Android and iOS). The App allows to use functions such as: receiving calls, door lock release, display of the event timeline and activation of the entrance panel. With the Home + Security App, it is also possible to manage the products of the Legrand Connected Security range (outdoor and indoor cameras, door and window sensors, indoor siren, smoke detector). This allows you to quickly and easily create a Smart security system. The indoor unit can be PoE (power over Ethernet) powered, or directly powered using power supply 375005. Wall mounted using the supplied bracket.</p>

GUARD STATION AND ACCESSORIES - CATALOGUE



Item	GUARD STATION
375000	Guard station with 10" touch display and handset. From the touch display, it is possible to: answer and transfer calls, view call logs, release the locks, monitor IP cameras installed in common areas, monitor and process alarms. From the setting menu, it is possible to adjust the guard station settings, like volume and display brightness, and carry out functionality and network tests. Quick and scheduled absence can be activated to transfer the call to another guard station or to apartments if needed. The guard station can be PoE (power over Ethernet) powered, or directly powered using power supply 375005.

Item	ACCESSORIES
375001	Server DES (Door Entry System) including configuration and management software must be installed in the building under the VLAN network of the IP door entry system. The configuration software must be used to create, configure and update the entire installation. The software can be used to create the topology; entrance panels, guard station and indoor units are associated to the corresponding position in an easy and quick way using a scan tool. It also allows the programming of access control tools such as: RFID badges, card, fingerprint and face recognition. The software is also used to: program access control for new residents, view alarm logs, send messages to indoor units, upload advertisements and screensavers and synchronize time/date details on all devices.
375003	Reader for programming card and badges for building access control. Compatible with RFID badges 348200 to ..06 available in different colors. Programming and associating badges to residents requires the use of the configuration software.
375004	Reader for programming fingerprints for building access control. Registering and associating the residents' fingerprints requires the use of the configuration software.

	TRANSPONDER BADGE KEYS	Pack
348200	● Black	10
348201	● Red	10
348202	● Green	10
348203	● Blue	10
348204	● Orange	10
348205	● Grey	10
348206	● Yellow	10



ACCESSORIES - CATALOGUE



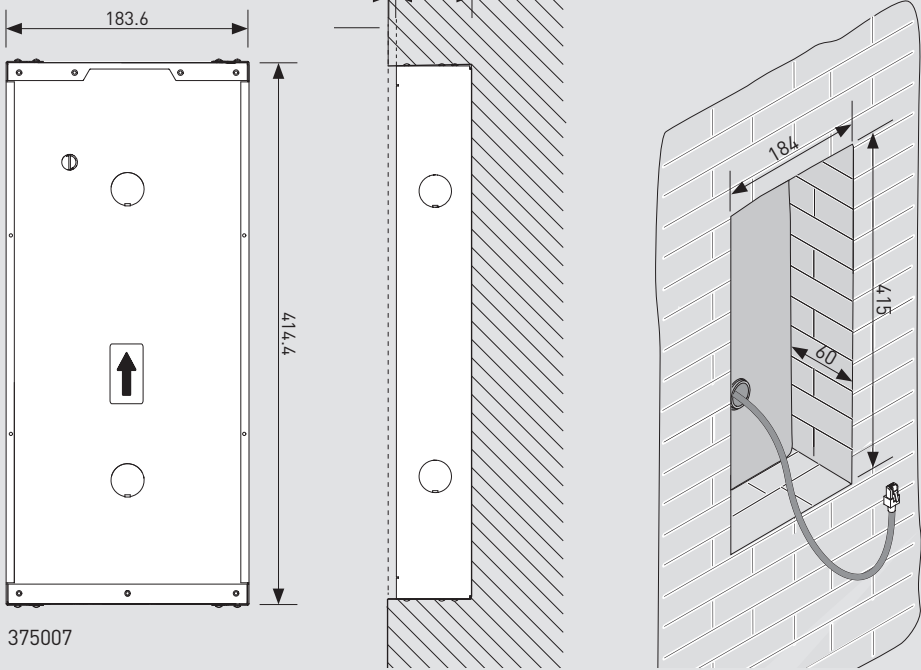
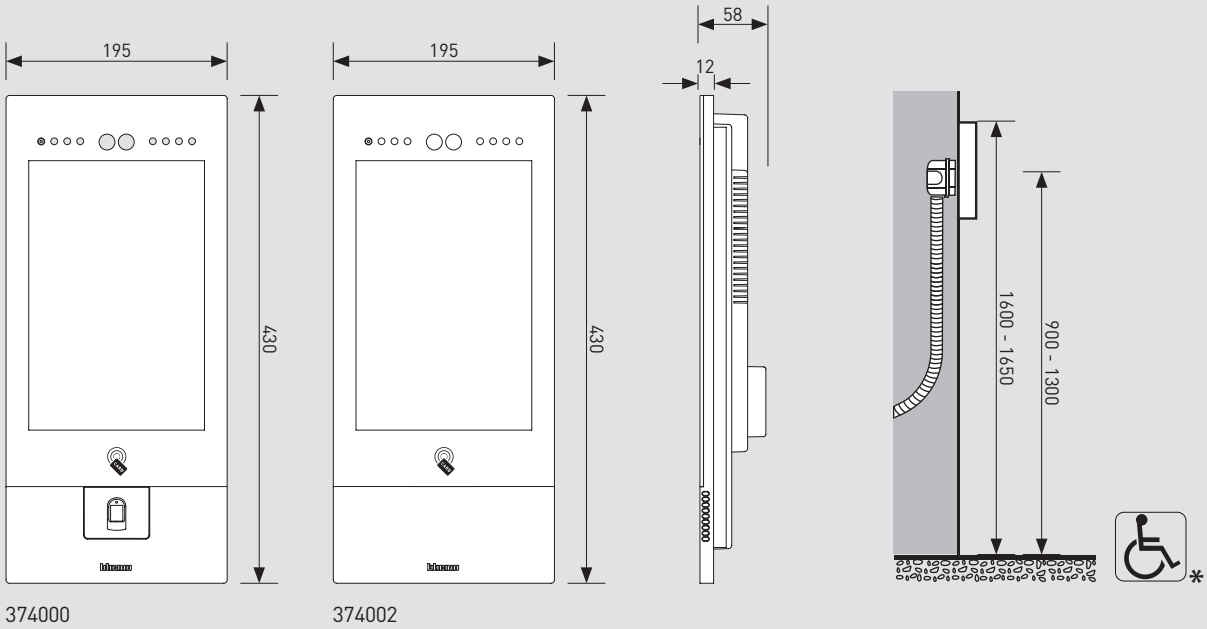
Item	ACCESSORIES
375002	PoE (Power over Ethernet) switch with 10 / 100 Mbps, 8 PoE ports and 1 non-POE port uplink and 24 V-100 W power supply. The PoE port is used for network communication and as power supply. DIN mounted installation (Total of 14 DIN modules).
375005	Power supply 100 W with metal box; can be operate as an auxiliary power supply. Protected against short circuits: in case of DC output short circuit, the device will switch to protected mode. Wall mounted installation.
375006	(B) Metal box for video entrance panel with 4.3" display and keypad, flush mounted installation. Compatible with Cat.No: - 374001 video entrance panel with 4.3" display and keypad, with face recognition and fingerprint - 374003 video entrance panel with 4.3" display and keypad
375007	(A) Metal box for video entrance panel with 10" touch display, flush mounted installation. Compatible with Cat.No: - 374000 video entrance panel with 10" touch display with face recognition and fingerprint - 374002 video entrance panel with 10" touch display
375008	(C) Metal box for small video entrance panel flush mounted installation. Compatible with Cat.No: 374004
375009	(D) Metal box for small video entrance panel with 4.3" vertical touch display, flush mounted installation. Compatible with Cat.No: 374005
375010	Lift control interface with protocol translator to integrate lift function in IP door entry system. The configuration is completed using a dedicate software, the interface is connected via RS 485 cable to the entrance panel and the lift.
375011	USB key to be inserted on DES Server 375001 to enable face registration and to provide access mode for face recognition in the installation. At least one of the following devices must be present in the installation: external pushbutton panel with 10"touch display with face recognition and fingerprint (374000), external pushbutton panel with keyboard, facial recognition and fingerprint (374001) or Small pushbutton panel with 4.3 "touch display (374005).



(A) - (B) - (C) - (D) - Correspondence with the related entrance panels
- see entrance panels page.

DIMENSIONAL DATA

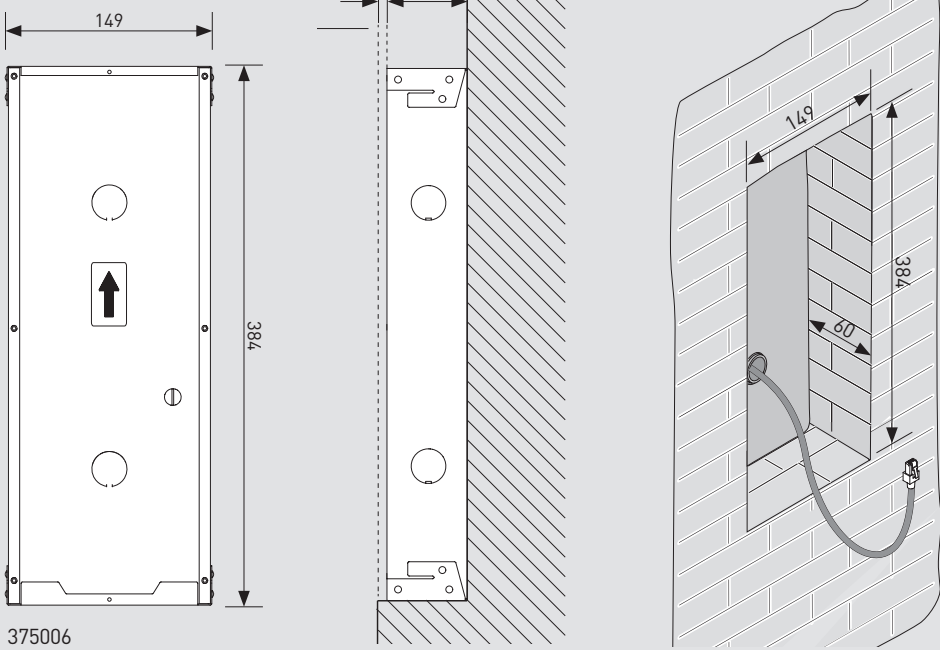
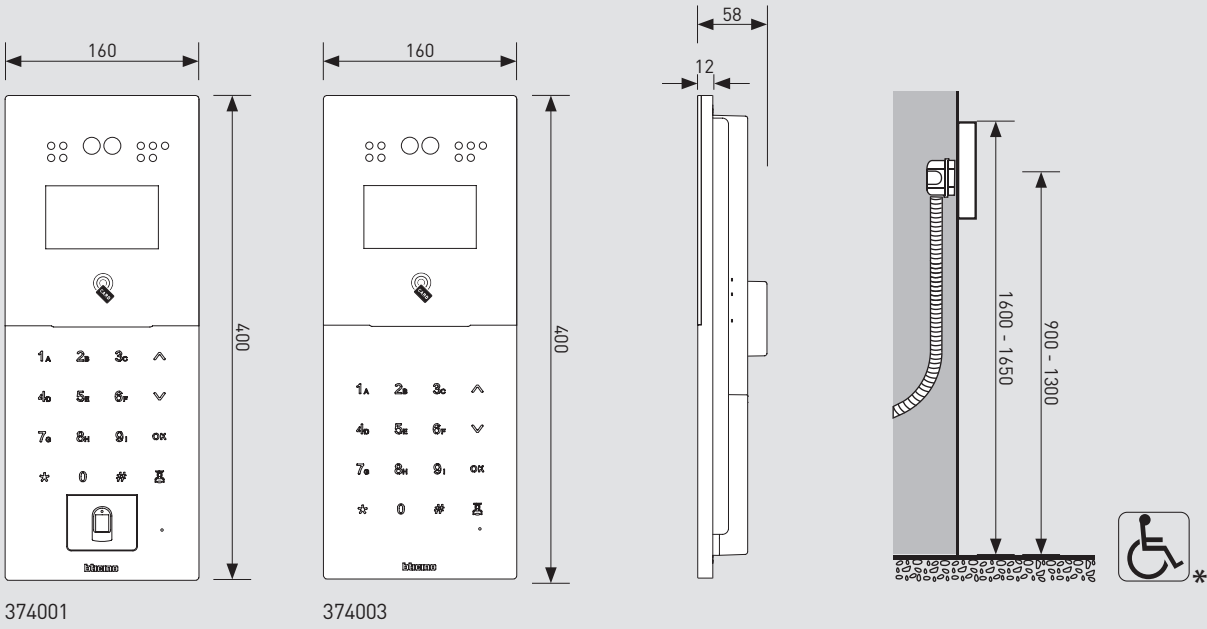
Entrance panels



Dimensions expressed in millimeters
*Recommended installation height

DIMENSIONAL DATA

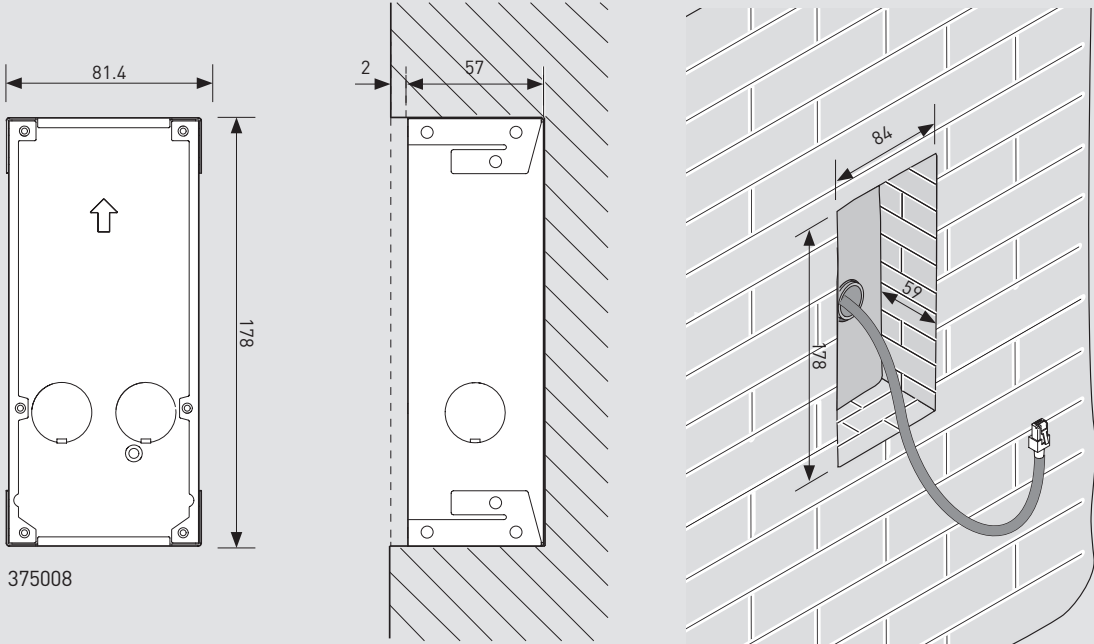
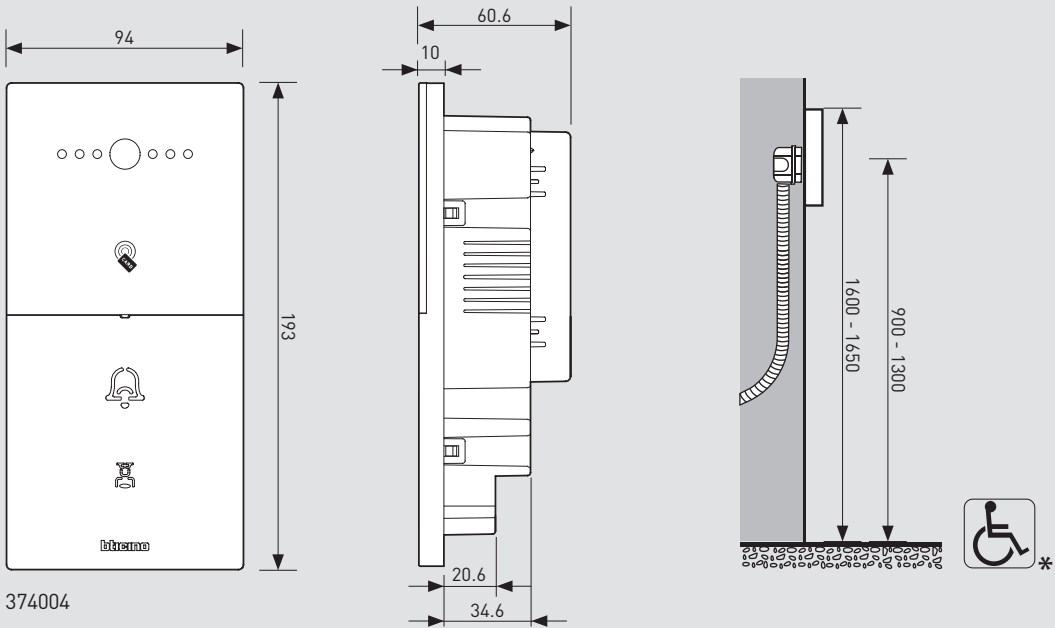
Entrance panels



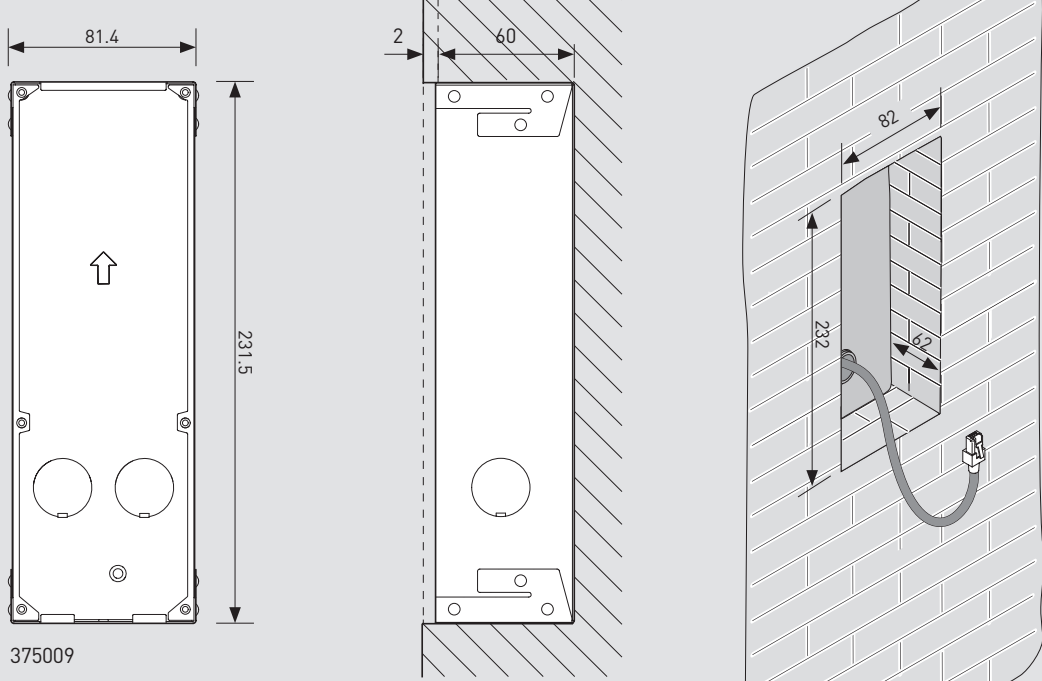
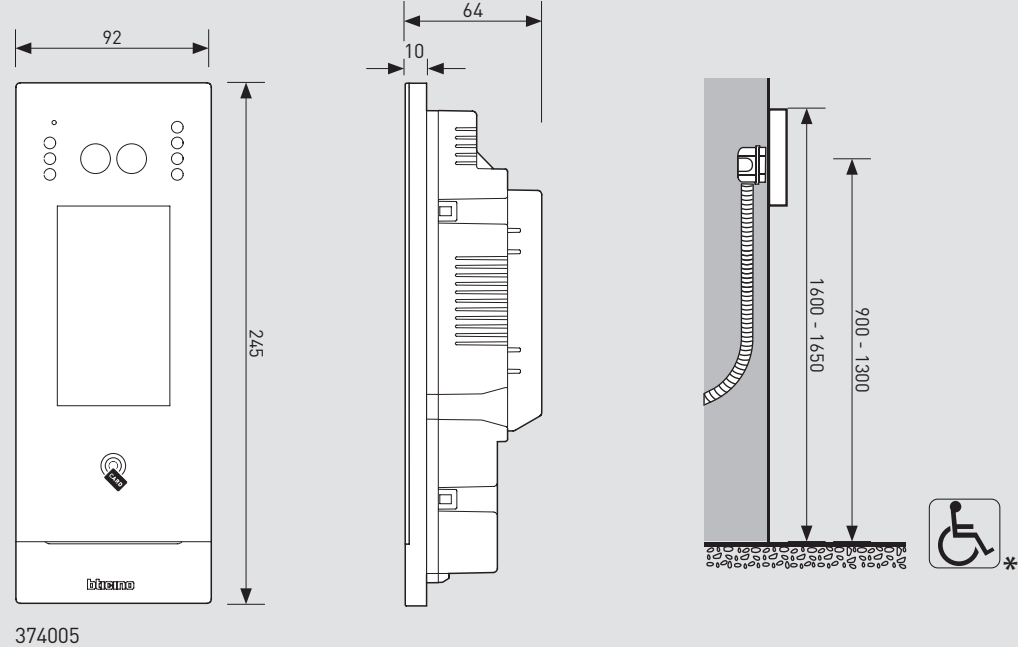
Dimensions expressed in millimeters
*Recommended installation height

DIMENSIONAL DATA

Small entrance panel



Small entrance panel



Dimensions expressed in millimeters
*Recommended installation height

DIMENSIONAL DATA

Indoor units

373001 - 373003

373002 - 373004

373005 - 373006 - 373007

375000

Dimensions expressed in millimeters
*Recommended installation height

DIMENSIONAL DATA

Accessories

375002

375003

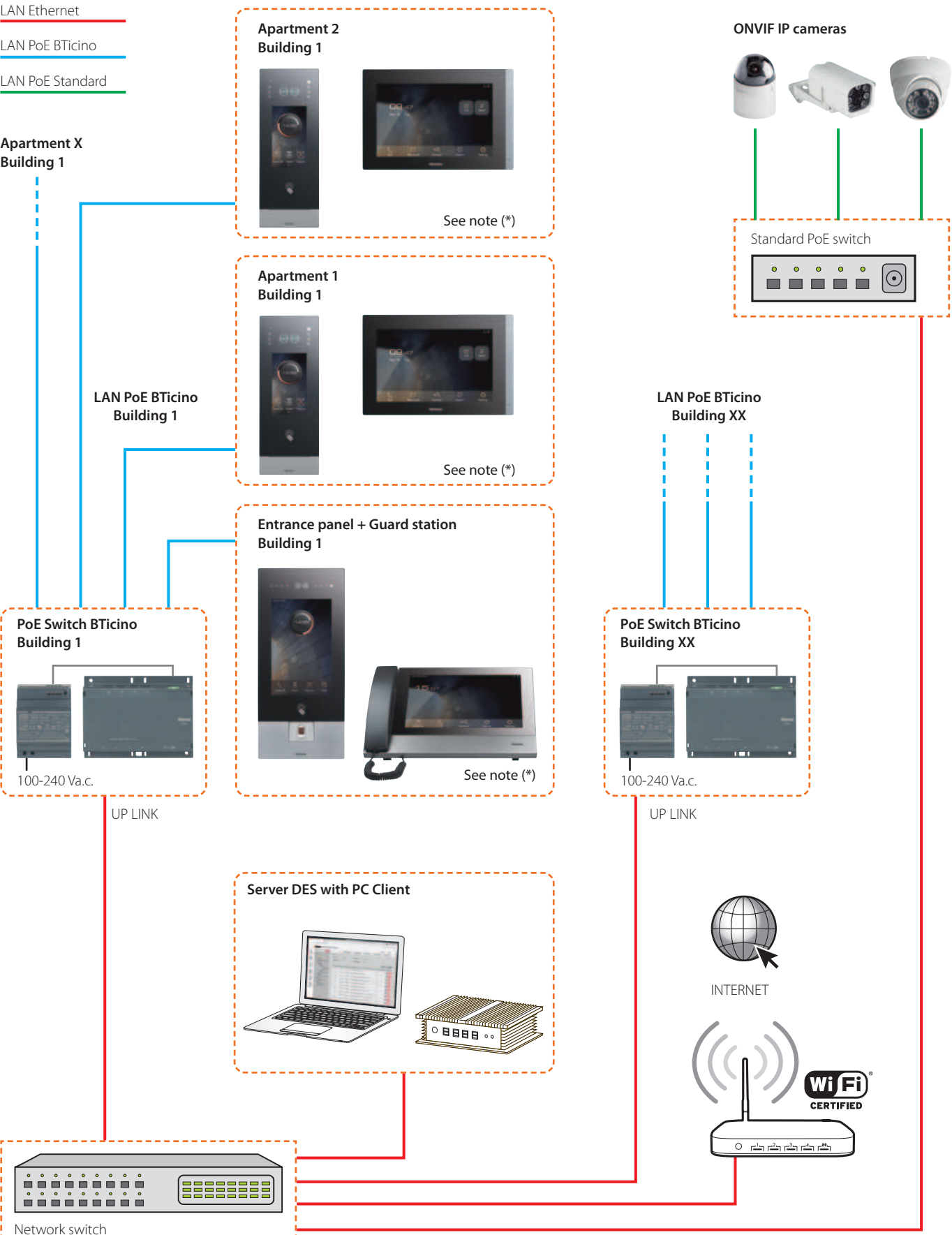
375004

375005

375001

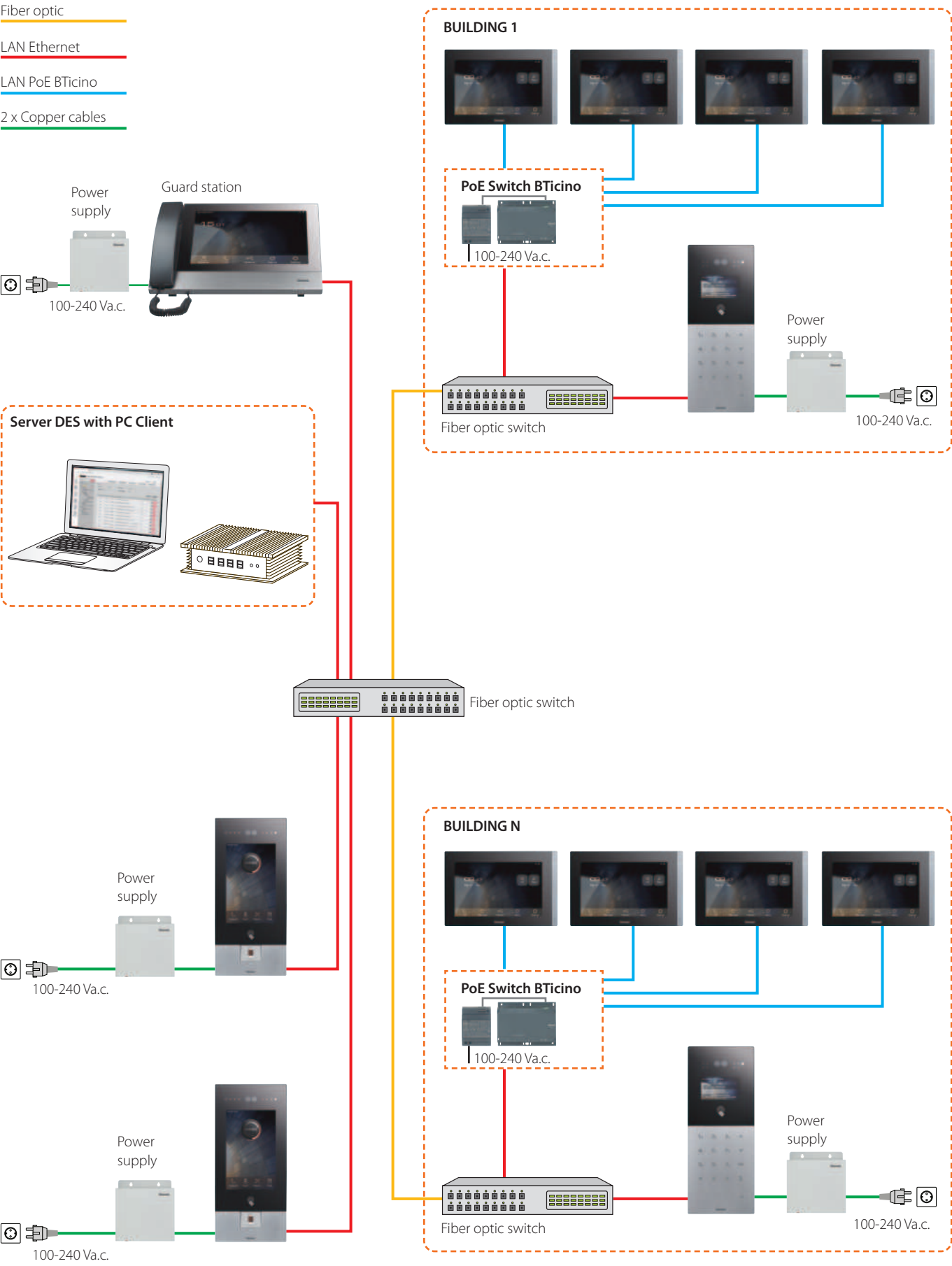
Dimensions expressed in millimeters

EXAMPLE - SYSTEM ARCHITECTURE



note (*): provide a PoE LAN cable for each BTicino device.

EXAMPLE - FIBER OPTIC RISER CONNECTION

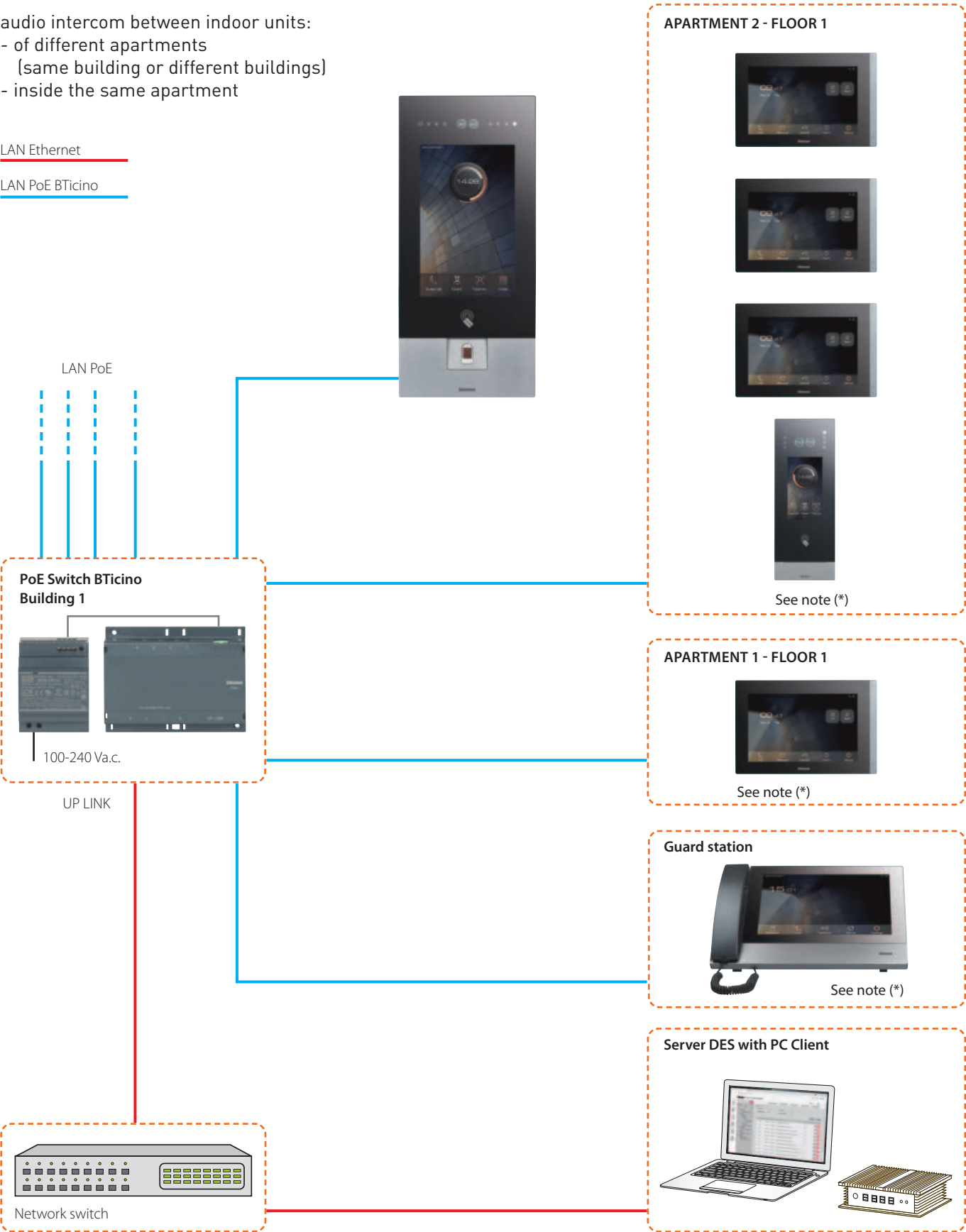


EXAMPLE – INTERCOM FUNCTION

INTERCOM FUNCTIONS

audio intercom between indoor units:
- of different apartments
 (same building or different buildings)
- inside the same apartment

LAN Ethernet
LAN PoE BTicino



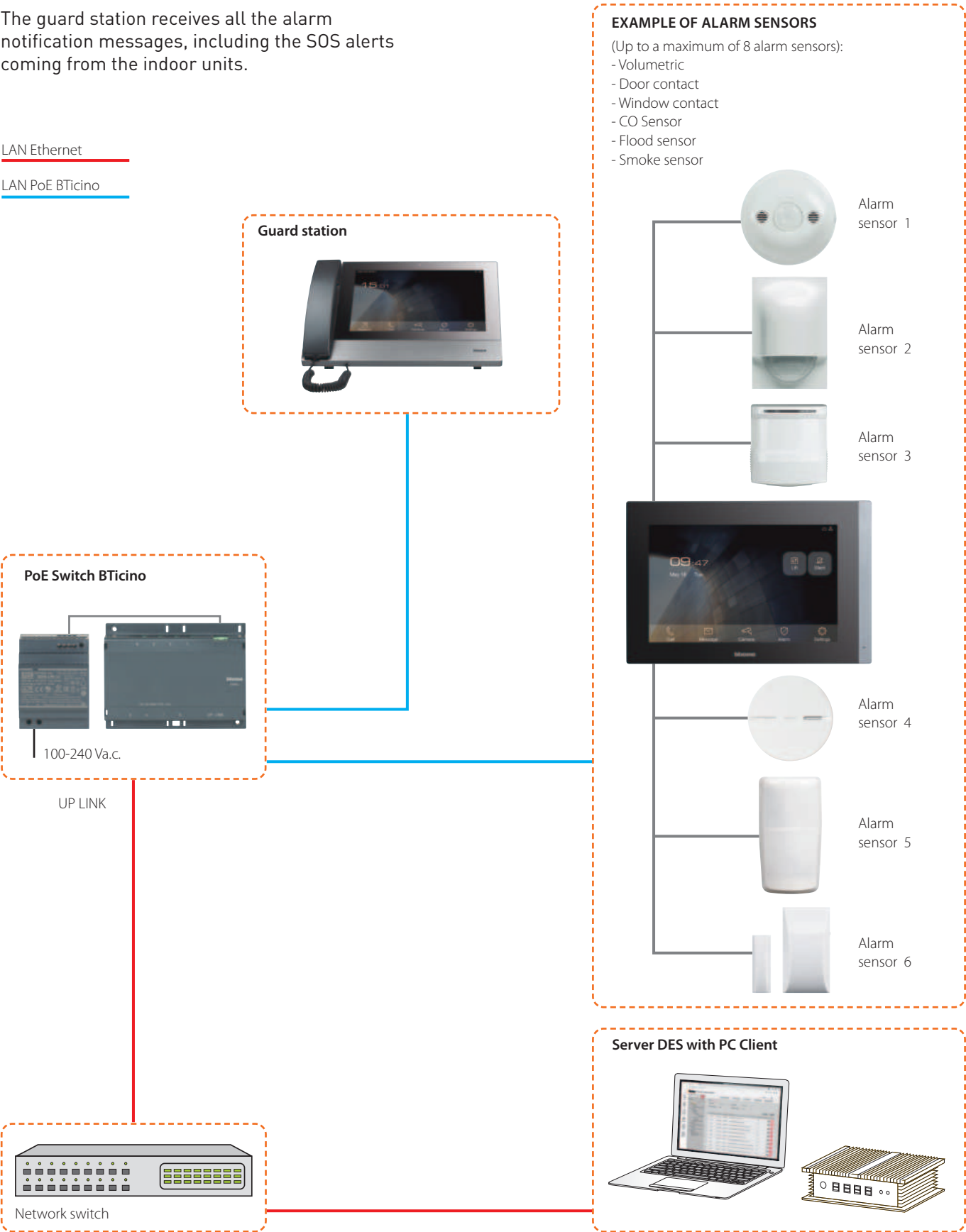
note (*): provide a PoE LAN cable for each BTicino device.

EXAMPLE – ALARMS INTEGRATION

ALARM FUNCTIONS

The guard station receives all the alarm notification messages, including the SOS alerts coming from the indoor units.

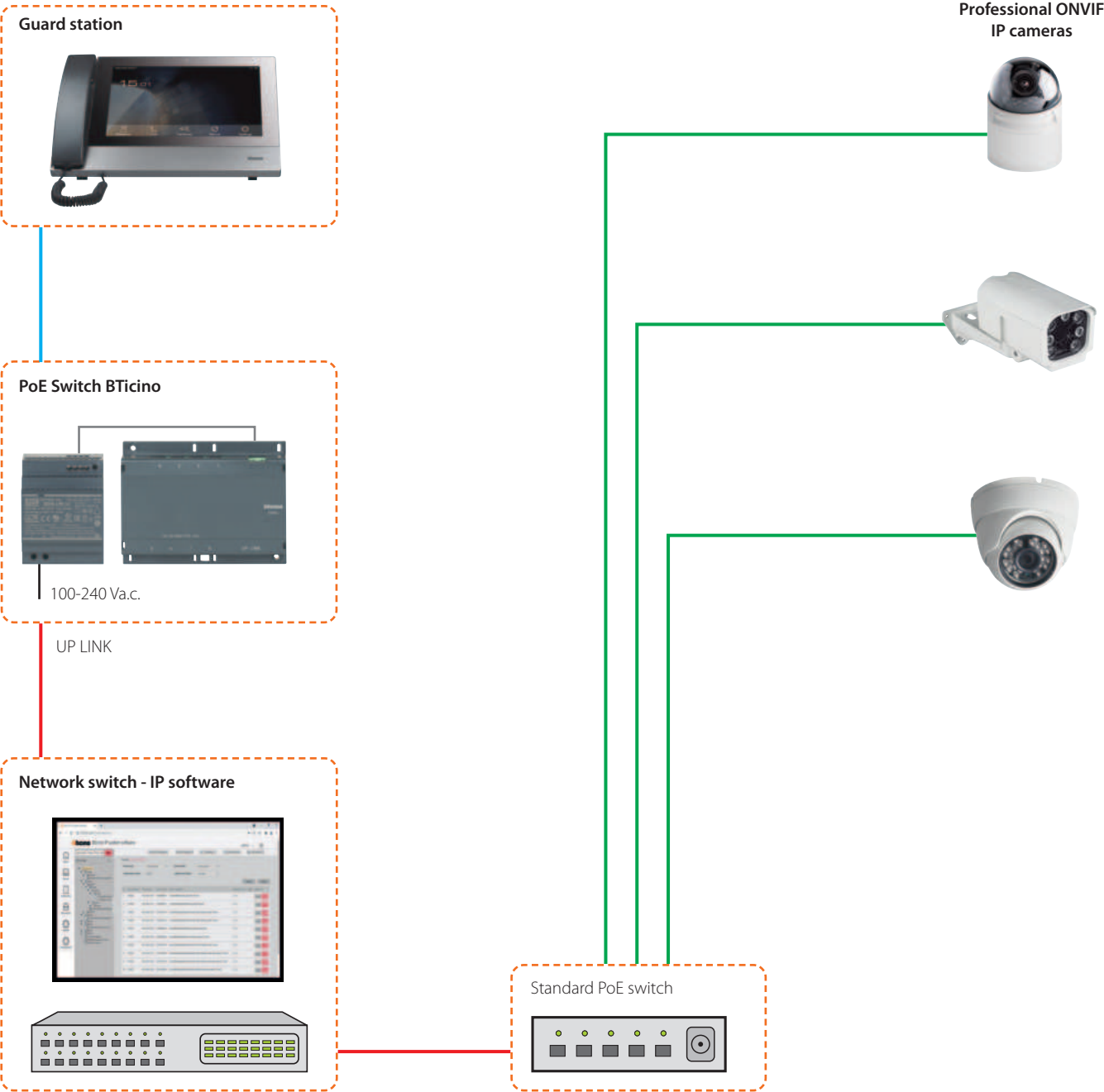
LAN Ethernet
LAN PoE BTicino



EXAMPLE – IP CAMERA INTEGRATION

Professional ONVIF IP camera models from different manufacturers can be selected using the IP Software

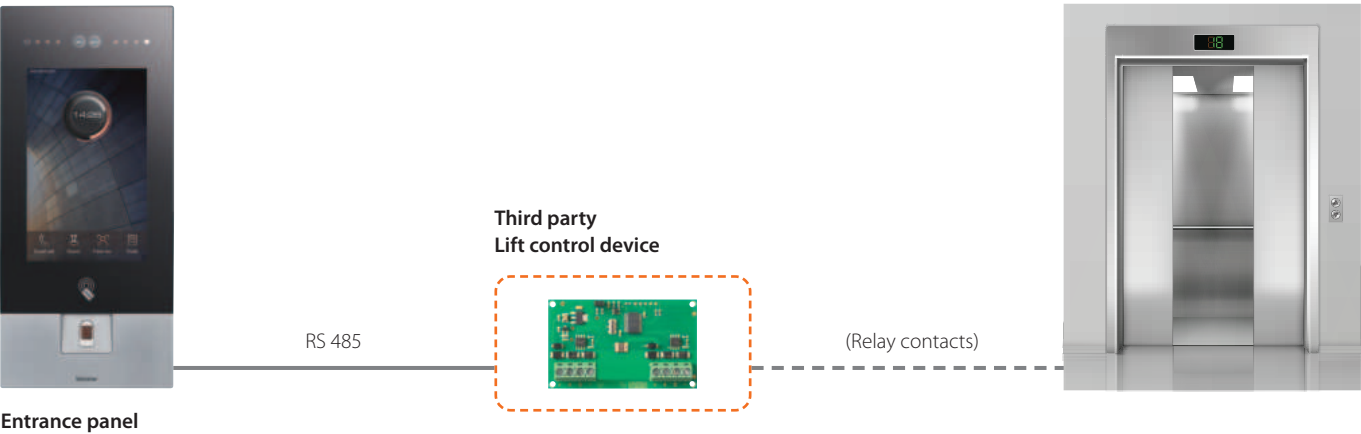
- LAN Ethernet
- LAN PoE BTicino
- LAN PoE Standard



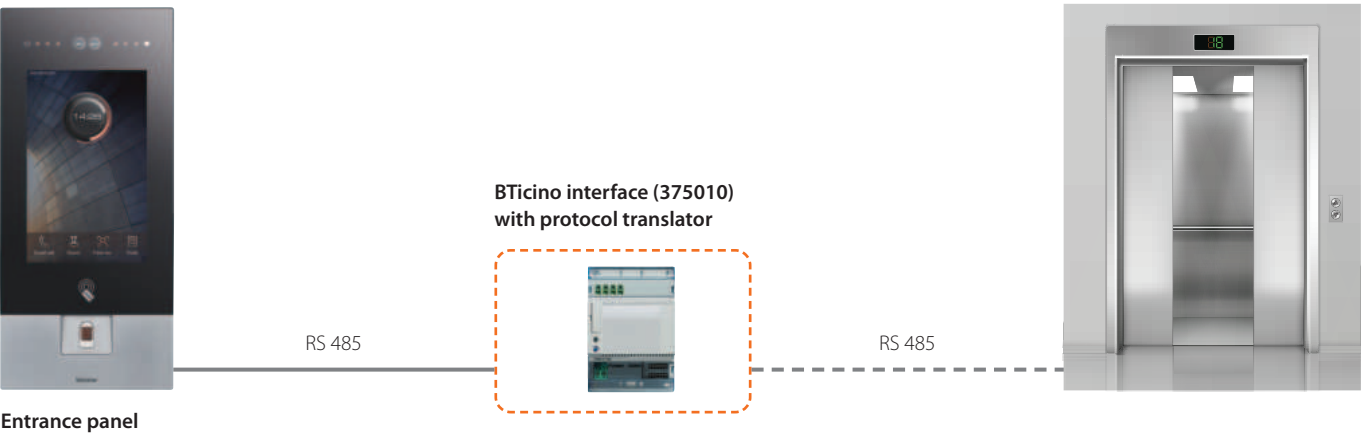
EXAMPLE – LIFT CONTROL INTEGRATION

Lift control integration can be performed in 2 different ways

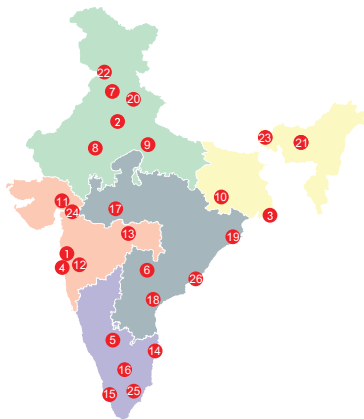
ENTRANCE PANEL THIRD PARTY LIFT CONTROL DEVICE
BTicino only provides the lift control protocol for communicating the floor number based on the called apartment. The installer must provide the elevator controller and translate the protocol into a specific command for relays.



BTICINO (375010) LIFT CONTROL INTERFACE WITH PROTOCOL TRANSLATOR
The lift control interface must be configured using the dedicated software and selecting the lift brand and model. The entrance panel generates the information relating to which apartment has been called, the interface translates it according to the lift brand and model protocol and sends the information to the lift.



NOTE



Head offices

1. 61 & 62, 6th Floor,
Kalpataru Square, Kondivita Road,
Off Andheri-Kurla Road, Andheri (E),
MUMBAI – 400 059.
Tel.: (022) 3041 6200
Fax : (022) 3041 6201
Website : www.legrand.co.in

Regional sales offices

2. B-225, 4th Floor, Okhla Industrial Area, Phase -1,
NEW DELHI – 110020.
Tel.: (011) 3990 2200, 2699 0046,
(011) 2699 0028 / 29 / 30 / 31
Fax : (011) 2699 0047
3. Bhakta Towers, 2nd & 3rd Floor,
Plot No. KB 22, Sector-III, Saltlake,
KOLKATA – 700 098.
Tel.: (033) 4021 3535
4. C/203, Corporate Avenue, Atul Projects,
Near Mirador Hotel, Chakala,
Andheri - Ghatkopar Link Road,
Andheri - (E), **MUMBAI** – 400 099.
Tel.: (022) 6230 1000
5. Ferozes Manor, Situated at 58
Hospital Road, Shivaji Nagar,
BANGALORE – 560 001.
Tel.: (080) 80682 20000
6. Prestige Phoenix, 1st Floor,
Next to Lifestyle Building,
Begumpet, Hyderabad,
TELANGANA – 50001
7. Unit No. 203, Tower B Bestech
Business Towers, Sector-66, Mohali,
CHANDIGARH – 160 017.
Tel.: (0172) 5019 008
8. Building No-128, Mansarovar Link Road,
Gopalpura Bypass, Mohan Nagar,
Near Ridhi Sidhi Flyover, **JAIPUR** – 302018
Tel.: 0141-2208665
9. 209-A, 2nd Floor, Cyber Heights,
Opp. Indira Gandhi Pratishthan,
Vibhuti Khand, Gomti Nagar,
LUCKNOW – 226 010.
Tel.: (0522) 431 9316
10. 202 & 203, Sunrise, Forum 100,
Burdwan Compound, Lalpur,
RANCHI – 834 001.
Tel.: (651) 660 5400
11. A 101-102, Mondeal Heights,
Besides Novotel Hotel, Sarkhej
Gandhinagar Highway (S G Highway),
AHMEDABAD – 380 015.
Tel.: (079) 6134 0555
12. 8th Floor, Pinnacle Park Avenue,
Opp. Law College, Law College Road
Next To German Bakery,
Shivaji Nagar, **PUNE** – 411004.
Tel.: (020) 6729 5601 / 600
13. Plot No.95, 2nd Floor, Shreyash
Heights, VIP Road, Ramdaspath,
NAGPUR – 440 010.
Tel.: (0712) 2440 900
14. 10 B, Prestige Center Court, Office Block,
Vijaya Forum Mall, #183,N.S.K. Salai,
Vadapalani, **CHENNAI** – 600 026.
Tel.: (044) 6612 2800
15. J. B. Manjooran Estate,
Door No. 50/1107 A9, 3rd Floor,
Bye Pass Junction, Edappally,
COCHIN – 682 024.
Tel.: (0484) 6604 700
16. 204-205, Megapolis Square,
579, M G Road,
INDORE – 452 001.
Tel.: (0731) 4999 891
17. MF-2, Datta's Lords House,
Jammi Chettu Street, Mogalrajapuram,
VIJAYAWADA – 520 010.
Tel.: (0866) 248 2393/6393
18. Plot No. 359, Saheed Nagar,
2nd Floor,
BHUBANESWAR – 751 007.
Tel.: (0674) 254 0623
19. Unit - 1 & 2, Vijay Park,
Main Chakrata Road,
DEHRADUN - 248 001.
Uttarakhand.
Tel.: (0135) 661 6100
20. House No. 97, Ground Floor,
Rajgarh Main Road,
Opp. City Heart Nursing Home,
GUWAHATI – 781 007.

Area offices

21. Cabin No. 9, 2nd Floor,
Madhok Trade Centre,
Madhok Complex, Ferozpur Road,
LUDHIANA – 141 001.
Tel.: (0161) 277 0301
22. 94, Uddham Singh Sarani,
Ground Floor, Ashrampara,
SILIGURI – 734 001.
Tel.: (353) 264 1067
23. A-207, Universal Business
Center, Near Madhuvan Circle,
L.P. Savani Road, Adajan,
SURAT – 395 009.
Tel.: (0261) 263 3861
24. Aparna Towers, 1st Floor, 2/3,
Bypass Road,
MADURAI – 625 010.
Telefax : (0452) 230 8414
25. 43-9-205, 3rd Floor, Plot No. 10,
Subbalakshmi Nagar,
Opp. More Super Market,
VISAKHAPATNAM – 530 016.
Tel.: (0891) 273 5652 / 2739363
26. B-5, 1st Floor, Thirumalai Towers,
723, Avanashi Road,
COIMBATORE – 641 018.
Tel.: (0422) 668 3200
27. 515 & 516, Gera Imperium Grand,
Patto centre ,
Panjil **GOA** – 403 001.

Technical assistance from Legrand

Telephonic technical assistance for selection of products, technical information, guidance, wiring diagrams and estimation is now made available to you at each Regional Office. Contact the Technical Officer of Legrand at the following telephone numbers

New Delhi : Tel.: (011) 2699 0028, 3990 2200
Kolkata : Tel.: (033) 4021 3535 / 36
Mumbai : Tel.: (022) 6230 1000
Chennai : Tel.: (044) 6612 2800
Hyderabad : Tel.: (040) 4567 1717

For other places, contact the nearest
Regional / Branch / Area offices

customer.care@legrand.co.in



LIVE THE ADVANTAGE